
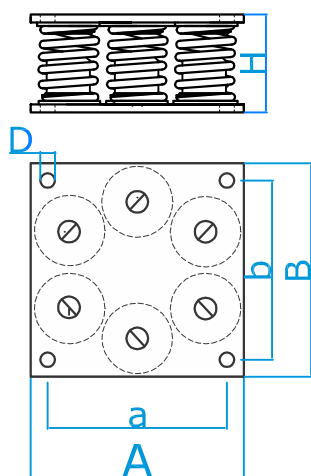


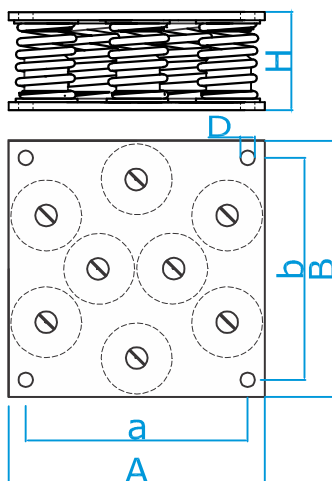
GRANDES CARGAS



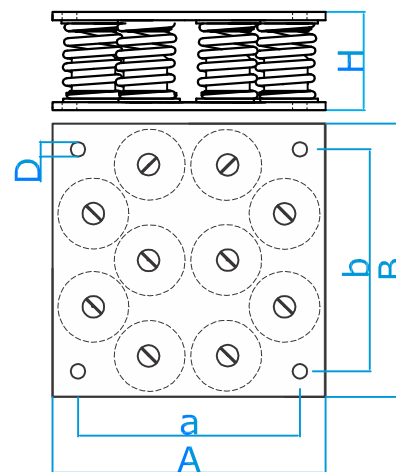
AME-X-XX.6



AME-X-XX.8



AME-X-XX.10



Referência	Carga em Kg			H Livre	H Carga	A	B	a	b	D
	Min	Nom	Max							
AME-3-351.6	1800	2106	2400	168	143	250	250	210	210	17
AME-3-511.6	2400	3066	3720	168	143	250	250	210	210	17
AME-3-701.6	3360	4206	5160	168	143	250	250	210	210	17
AME-3-701.8	4480	5608	6720	168	143	300	300	250	250	17
AME-3-701.10	5600	7010	8400	168	143	320	320	260	260	17

Referência	Carga em Kg			H Livre	H Carga	A	B	a	b	D
	Min	Nom	Max							
AME-5-381.6	1920	2286	2520	115	105	250	250	210	210	17
AME-5-491.6	2520	2946	3360	115	105	250	250	210	210	17
AME-5-701.6	3360	4206	5160	115	105	250	250	210	210	17
AME-5-701.8	4480	5608	6720	115	105	300	300	250	250	17
AME-5-701.10	5600	7010	8400	115	105	320	320	260	260	17

NOTA: Consulte medida AME 2Hz