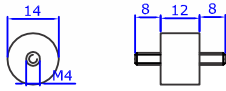
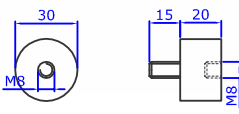
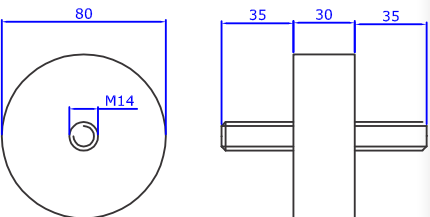
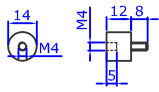
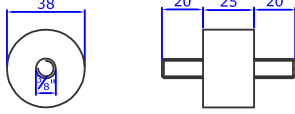
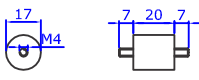
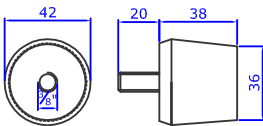
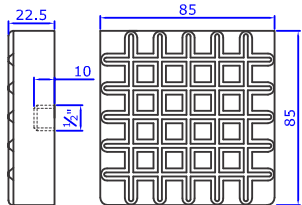
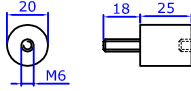
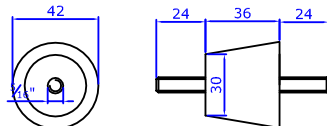
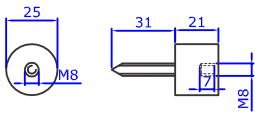
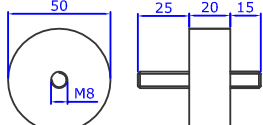
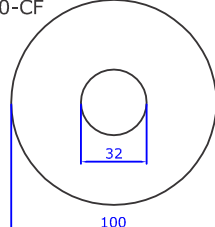

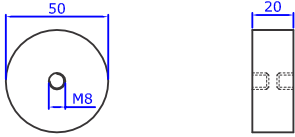
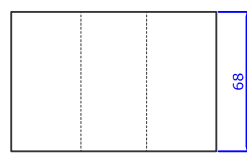
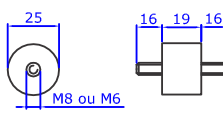
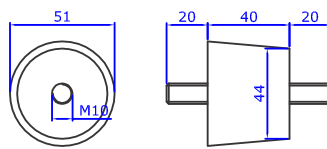
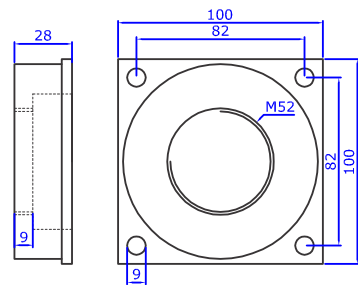


Durezas da borracha: 40 / 50 / 60 e 70 ShA

<p>CB-14-2P</p> 	<p>CB-30-RP</p> 	<p>CB-80-30-2P</p> 
<p>CB-14-RP</p> 	<p>CB-38-2P</p> 	
<p>CB-17-2P</p> 	<p>CB-42-1P</p> 	<p>CB-85-85-20</p> 
<p>CB-20-RP</p> 	<p>CB-42-2P</p> 	
<p>CB-25-RPS</p> 	<p>CB-50-20-2P</p> 	<p>CB-100-CF</p> 
<p>CB-25-1P</p> 	<p>CB-50-20-RR</p> 	
<p>CB-25-2P</p> 	<p>CB-51-2P</p> 	<p>FI 9552 (Flange Isoladora)</p> 
<p>CB-25-RP</p> 